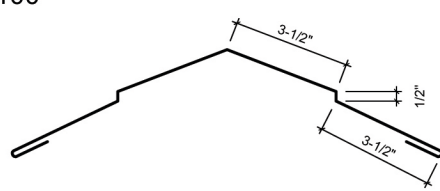
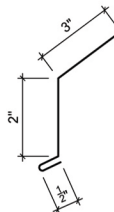
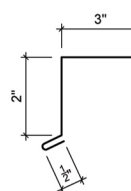
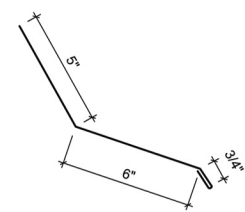
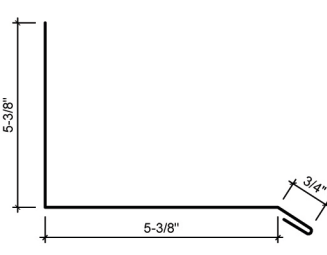
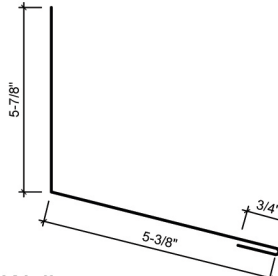
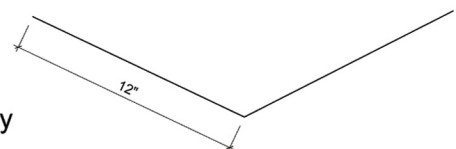
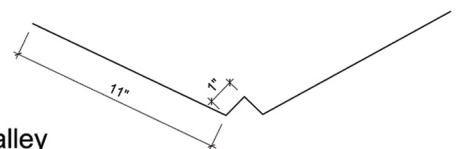
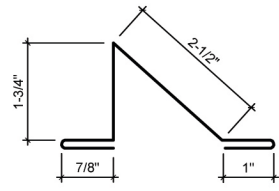
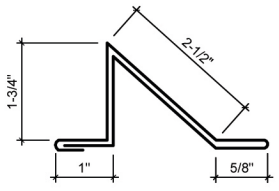
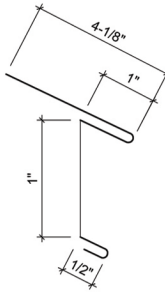
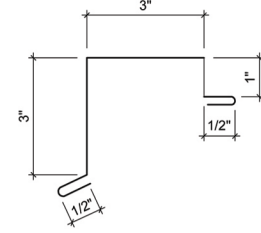
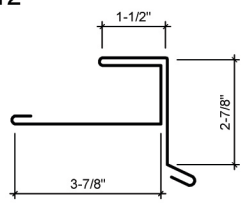
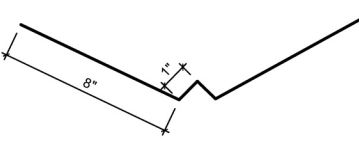
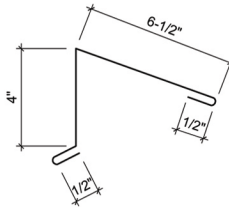
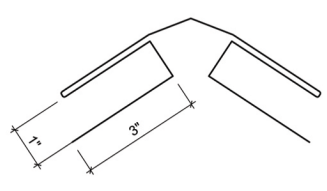


<p>100</p>  <p>HBM RR7 Ridge Cap</p>	<p>101</p>  <p>Eave Trim</p>	<p>102</p>  <p>Gable Trim</p>	<p>103</p>  <p>Transition Over/Under</p>
<p>104</p>  <p>Side Wall</p>	<p>105</p>  <p>End Wall</p>		<p>106</p>  <p>Valley</p> <p>107</p>  <p>W-Valley</p>
<p>108</p>  <p>Standard Snow Stop</p>	<p>109</p>  <p>Heavy Snow Stop</p>	<p>110</p>  <p>Eave Trim - 1" Projection</p>	<p>111</p>  <p>Gable Cap</p>
<p>112</p>  <p>Flying Gable Trim</p>	<p>113</p>  <p>18" W-Valley</p>	<p>114</p>  <p>Single Slope Ridge Cap</p>	<p>115</p>  <p>Cottage Ridge/Hip Cap</p>